

Foundation Programme
in Literacy, Numeracy and Skills
(FPLNS)

现代汉语

MODERN CHINESE

GRADE 9

Educator's Guidelines

Theme 2: My Immediate Environment
My Locality

MAHATMA GANDHI INSTITUTE
under the aegis of
MINISTRY OF EDUCATION AND HUMAN RESOURCE
Republic of Mauritius

2026

Table of content

» Guide to Educators	iii
» Activity 1: Read and identify the vocabulary words.....	1
» Activity 2: Listen and repeat the vocabulary words.....	2
» Activity 3: Matching.....	4
» Activity 4: Tick the appropriate words.....	5
» Activity 5: Encircle and write the correct answer.....	6
» Activity 6: Draw, label and describe your locality.....	7
» Activity 7: True (✓) or False (X).....	8
» Activity 8: Write the appropriate place.....	9
» Activity 9: Listen and read the sentences.....	10
» Activity 10: Create your own flashcards.....	11

Guide to Educators

Learning Outcomes

1. Identify and use vocabulary words related to one's locality.
2. Read words, phrases, and sentences related to one's locality with correct pronunciation and intonation.
3. Describe one's locality both orally and in writing using appropriate vocabulary words.
4. Recognise locative prepositions such as between, behind, in front of, near, next to.

Activities

- Read and identify the vocabulary words.
- Listen and repeat the vocabulary words.
- Matching.
- Tick the appropriate words.
- Encircle and write the correct answer.
- Draw, label and describe your locality.
- True (✓) or False (X).
- Write the appropriate place.
- Listen and read the sentences.
- Create your own flashcards.

Other Proposed Activities

- Treasure hunt with emphasis on the locative prepositions in the school compound.
- A walk in the school vicinity to identify the different places and their prepositions.
- Role Play on 'Asking the way'.

Additional Resources

- Alphabet charts.
- Use videos to demonstrate virtual tours of a locality.

Portfolio Assessment

- Skills-based assessments.

Activity 1: Read and identify the vocabulary words.

Listening and Reading Activities:


- The Educator reads the words related to one's locality with emphasis on Pinyin.
- The students listen and repeat several times.

	<p>操场</p>	<p>cāochǎng</p>
	<p>医院</p>	<p>yīyuàn</p>
	<p>花店</p>	<p>huādiàn</p>
	<p>药店</p>	<p>yàodiàn</p>
	<p>菜市场</p>	<p>càishìchǎng</p>
	<p>理发店</p>	<p>lǐfàdiàn</p>
	<p>工厂</p>	<p>gōngchǎng</p>
	<p>商店</p>	<p>shāngdiàn</p>

Activity 2: Listen and repeat the vocabulary words.

Listening and Reading Activities:

- The Educator reads the words related to one's locality with emphasis on Pinyin.
- The students listen and repeat several times.



警察局 jǐngchájú



邮局 yóujú



银行 yínháng




面包店 miànbāodiàn




公园 gōngyuán



图书馆 túshūguǎn



书店 shūdiàn




体育馆 tǐyùguǎn



饭馆 fànguǎn



车站 chēzhàn



游泳池 yóuyǒngchí

Activity 3: Matching.

Reading Activity:

The students read the words and match them with the corresponding pictures.

1. 操场



2. 医院



3. 花店



4. 工厂



5. 菜市场



6. 理发店



7. 药店



8. 商店



Activity 4: Tick the appropriate words.

Listening Activity:

- The Educator reads any 10 words at random from the provided list.
- The students listen, identify and tick accordingly.

Note to Educator: This activity can be done several times.

PLACES FOUND IN LOCALITY



操场	
医院	
花店	
工厂	
菜市场	
理发店	
药店	
商店	
超市	
银行	
邮局	
警察局	
饭馆	
书店	
公园	
车站	
图书馆	
面包店	
游泳池	
体育馆	

Activity 5: Encircle and write the correct answer.

Listening, Writing and Reading Activities:

- The Educator reads each sentence and the students listen attentively.
- The students encircle the correct answers, write them in the blank spaces, and read the complete sentences.

1. 我们去..... 买菜。

- A. 菜市场 B. 银行

2. 我们去..... 学习。

- A. 饭馆 B. 学校

3. 我们去..... 买药。

- A. 药店 B. 商店

4. 我们去..... 买花。

- A. 书店 B. 花店

5. 我们去..... 踢足球。


- A. 操场 B. 车站

Activity 6: Draw, label and describe your locality.

Writing and Speaking Activities:

The students:

- draw his/her locality in the box and label any 5 places.
- show and describe orally the places to the class under the guidance of the Educator.



Activity 7: True (✓) or False (X).

Reading Activity:

The students:

- read each sentence carefully with the help of the Educator.
- tick if the statement is true and cross if the statement is false.

1. 我们在医院买青菜水果。

2. 我们在警察局买药。

3. 妈妈在理发店剪发。

4. 我们在车站等车。

5. 我们在公园买书。

Activity 8: Write the appropriate place.

Listening and Writing Activities:

- The Educator reads the questions and explains them to the students.
- The students repeat and write the answer in the blank spaces.

(1) 我们在哪儿买菜?

.....

(2) 我们在哪儿点菜?

.....

(3) 我们在哪儿等车?

.....

(4) 我们在哪里买花?

.....

(5) 我们在哪里买面包?

.....

(6) 我们在哪里买日用品?

.....

(7) 我们去哪儿看病?

.....

(8) 我们去哪儿取钱、存钱?

.....

Activity 9: Listen and read the sentences.

Listening and Reading Activities:

- The Educator reads and explains the given sentences to the students.
- The students listen carefully and read the sentences with understanding.

- (1) 药店在学校前面。
- (2) 操场在医院前面。
- (3) 菜市场在我家旁边。
- (4) 树在路旁边。
- (5) 花园在学校后面。
- (6) 工厂在花店后面。
- (7) 医院在商店和花店中间。
- (8) 学校在药店和医院中间。
- (9) 河在我家附近。
- (10) 商店在菜市场附近。

Activity 10: Create your own flashcards.

Reading and Writing Activities:

The Educator explains and shows examples of flashcards related to the places, word on one side and picture on the other side.

The students:

- create, show and read their flashcards to the class.
- speak and write simple sentences using locative prepositions (next to, between, behind, in front of, near) based on prompts provided by the Educator.

例如:

1. 这是什么?
2. 这个地方在哪里?
3. 医院和菜市场之间是/有什么?

(1)

.....

(2)

.....

(3)

.....

(4)

.....

(5)

.....